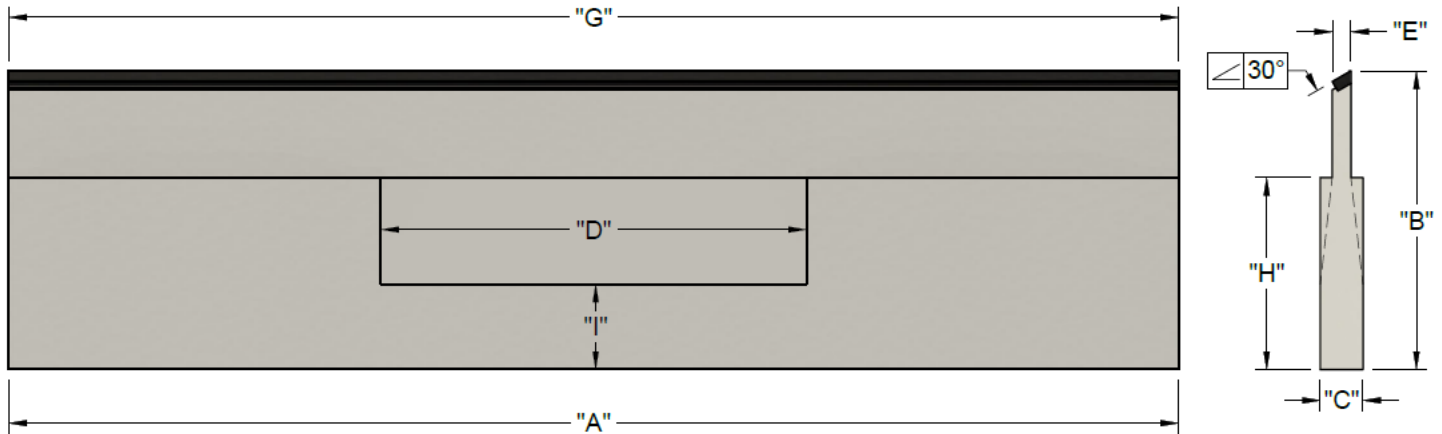

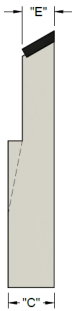
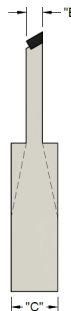


**THRUFEED BLADE**  
**CUSTOM ORDER FORM**



**BLADE SHAPE / STYLE (check one)**

<input type="checkbox"/> SHAPE 1 / STYLE 50 	<input type="checkbox"/> SHAPE 2 / STYLE 60 	<input type="checkbox"/> SHAPE 3 / STYLE 70 
--	--	--

WORKREST BLADE DIMENSIONS (SEE ABOVE)	
"A" – Length	
"B" – Height	
"C" – Body Width	
"D" – Pocket Length	
"E" – Tip Width	
"G" – Grind Length	
"H" – Shoulder Height	
"I" – Pocket Breakout	
<b>Rest Top Angle</b> (if not 30°)	

MACHINE & PART INFORMATION (OPTIONAL)	
Diameter of Finished Part	
Grinder Make & Model	
Grinding Wheel Diameter	
Grinding Wheel Width	
Regulating Wheel Diameter	
Regulating Wheel Width	
ADDITIONAL REQUESTS	
(e.g. radius pocket, 6% carbide grade, etc.)	