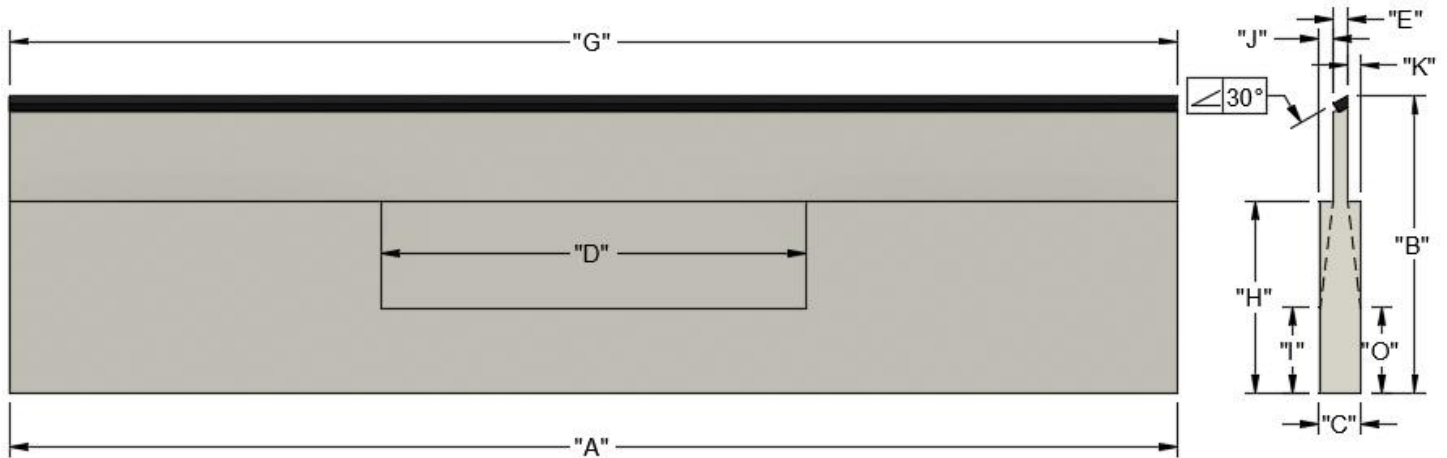

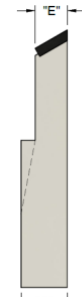
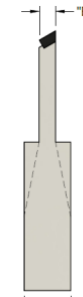


THRUFEED BLADE with Optional Dimensions CUSTOM ORDER FORM



BLADE SHAPE / STYLE (check one)

<input type="checkbox"/> SHAPE 1 / STYLE 50 	<input type="checkbox"/> SHAPE 2 / STYLE 60 	<input type="checkbox"/> SHAPE 3 / STYLE 70 
--	--	--

WORKREST BLADE DIMENSIONS (SEE ABOVE)	
"A" – Length	
"B" – Height	
"C" – Body Width	
"D" – Pocket Length	
"E" – Tip Width	
"G" – Grind Length	
"H" – Shoulder Height	
"I" – Pocket Breakout (Reg Side)	
Rest Top Angle (if not 30°)	

OPTIONAL BLADE DIMENSIONS (SEE ABOVE)	
"J" – (if Shape 3 & "E" not central)	
"K" – (if Shape 3 & "E" not central)	
"O" – Pocket Breakout (Grind Side & not same as Reg Side breakout)	

ADDITIONAL REQUESTS
(e.g. radius pocket, 6% carbide grade, etc.)